

Semitaquonic B decays: overview and prospects

1

GUY WORMSER

LAL, CNRS/IN2P3, PARIS SACLAY UNIVERSITY

ON BEHALF OF THE BABAR AND LHCb COLLABORATIONS

A Raphaël



Talk outline

2

- Introduction
- The first BABAR measurement (2012)
- Quick review of all other measurements until now
- The new $R(D^*)$ measurement from LHCb

First public release at FPCP2017 on June 5, 2017

- The normalization channel BR measurement from BABAR
- Prospects and conclusion

Lepton Flavour Universality

a key ingredient of the standard model

3

- In the SM, the charged and neutral current interactions must respect **Lepton Flavour Universality**
 - ➔ **Equal couplings** of the W and Z bosons to **electrons, muons and taus**
- For the Z boson, this has been checked at the 2 per mille accuracy at LEP
- For the W boson, the τ BR is 2.8σ above $\langle e, \mu \rangle$ which are equal to 2 per mille precision

$$\frac{\mathcal{B}(W \rightarrow \tau\nu_\tau)}{[\mathcal{B}(W \rightarrow e\nu_e) + \mathcal{B}(W \rightarrow \mu\nu_\mu)]/2} \Big|_{\text{LEP}} = 1.077 \pm 0.026,$$

- (an exemple of a theory paper regarding this effect :Arxiv : hep-ph/0607280)

Why semitauonic decays are interesting?

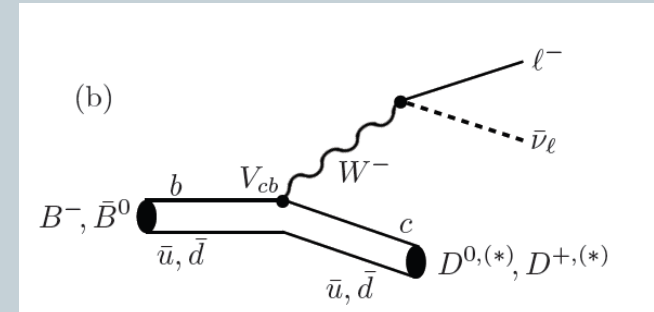
Very simple $b \rightarrow c W$ system

4

- Tree Level decays combine the advantages :
 - Very precise prediction from SM : $R(D^*)$ known better than to 2% precision, using

$$R(D^*) = (B \rightarrow D^* \tau \nu / B \rightarrow D^* \mu \nu)$$
 - Abundant channel $BR(B^0 \rightarrow D^* \tau \nu) = 1,24\%$, one of the largest individual BR
 - Sensitivity to new physics : (simplest realization) A charged Higgs will automatically couple more to the τ . LFU violation can also occur through other mechanisms (leptoquarks,..)
- They offer several hadronisation implementations:
 - $D^*, D^0, D^+, D_s, \Lambda_c, J/\psi$
 - Differing not only by various properties of the spectator particle but also its spin $0, 1 (D^* \text{ and } J/\psi)$ and $1/2 (\Lambda_c!!)$

$$\frac{d\Gamma^{SM}(\bar{B} \rightarrow D^{(*)} \ell^- \bar{\nu}_\ell)}{dq^2} = \underbrace{\frac{G_F^2 |V_{cb}|^2 |p_{D^{(*)}}^*|^2 q^2}{96\pi^3 m_B^2} \left(1 - \frac{m_\ell^2}{q^2}\right)^2}_{\text{universal and phase space factors}} \times \underbrace{\left[(|H_+|^2 + |H_-|^2 + |H_0|^2) \left(1 + \frac{m_\ell^2}{2q^2}\right) + \frac{3m_\ell^2}{2q^2} |H_s|^2 \right]}_{\text{hadronic effects}} \quad (3)$$

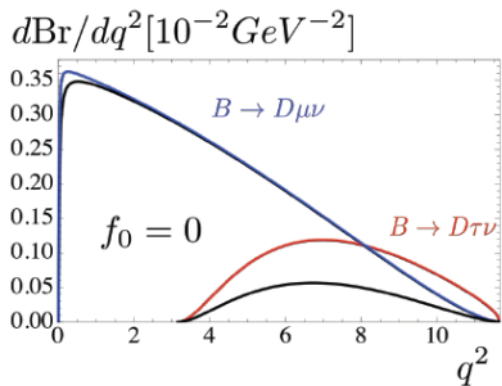


$R(D^*)$ is predicted more precisely than $R(D)$

5

- Transparents du GDR 30 Mars

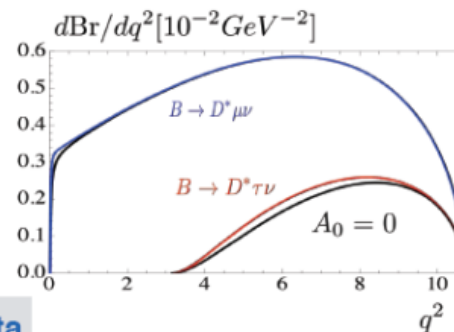
Standard Model predictions



$$R(D^*) = 0.252 \pm 0.003$$

Fajfer, Kamenik, Nisandzic (2012)

scalar form factor has a small impact



Current experimental data

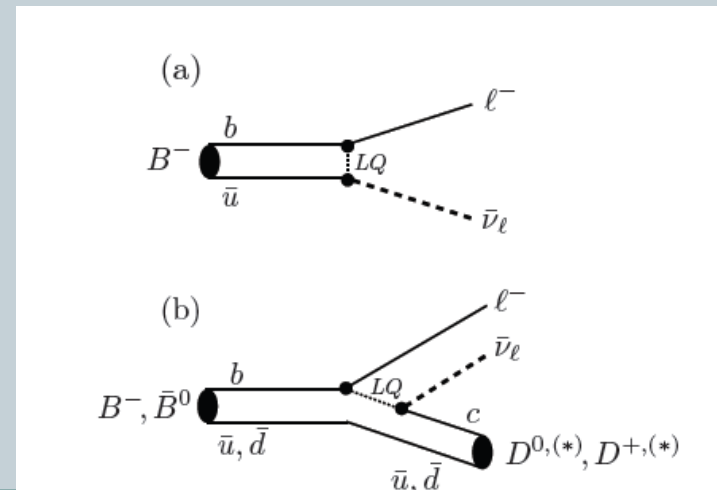
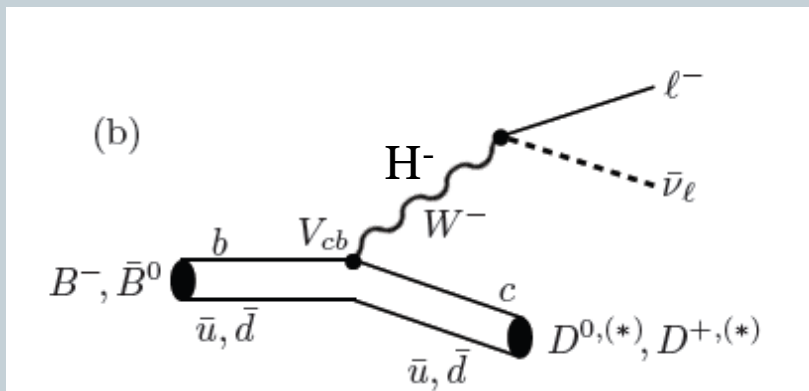
$$\text{HFAG average today } R(D^*)_{\text{exp}} = 0.310 \pm 0.015 \pm 0.008$$

Talk from A. Celis (LMU) GDR Intensity Frontier March 30, 2017
<https://indico.in2p3.fr/event/14159>

New physics reach

6

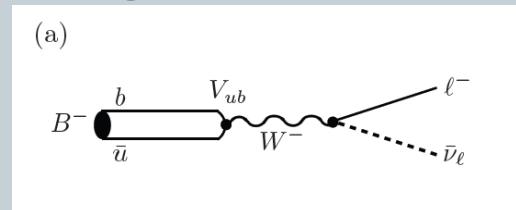
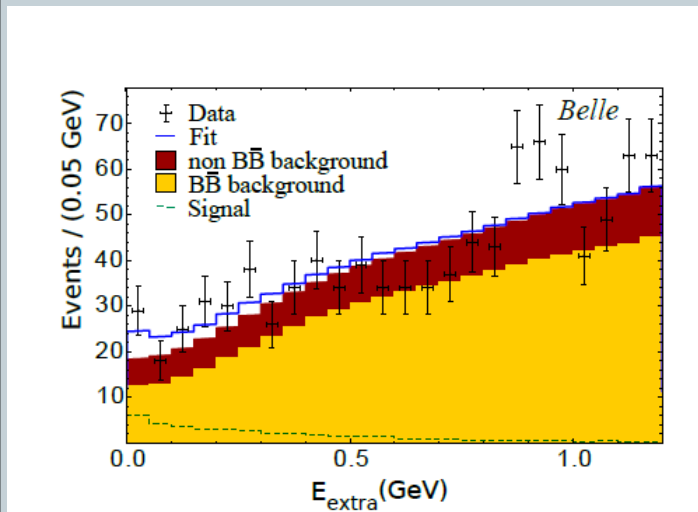
- Charged Higgs, Leptoquarks are the usual suspects
- Sensitivity comparable or even higher at ATLAS and CMS in some models : many scenarios still open after taking into account the present direct exclusions domains
- If the WA average is correct,, , $R(D^*)/R(D^*)_{SM}=1.23$: **Large new physics effects !!**
- Sensitivity not only on the yield but also in the internal characteristics of the event (q^2 and angular distributions)
- New physics can couple to V_{cb} transitions and not V_{ub} !!
- Therefore , very important to get a high statistics sample as pure as possible



Search for LFU violation in V_{ub} decays

7

- Note that in the long term the ‘ V_{ub} ’ analog $b \rightarrow uW$ is also quite interesting, since its coupling to new physics can be different from the cW case
 - Rather difficult in practice B factories can search for $B \rightarrow \pi \tau \nu$
 - LHCb can look for $\Lambda_b \rightarrow p \tau \nu$ or $B^0 \rightarrow p \bar{p} \tau \nu$
- A similar reaction is the annihilation diagram



$$\mathcal{B}(B^- \rightarrow \tau^- \bar{\nu}_\tau) = (1.06 \pm 0.19) \times 10^{-4}.$$

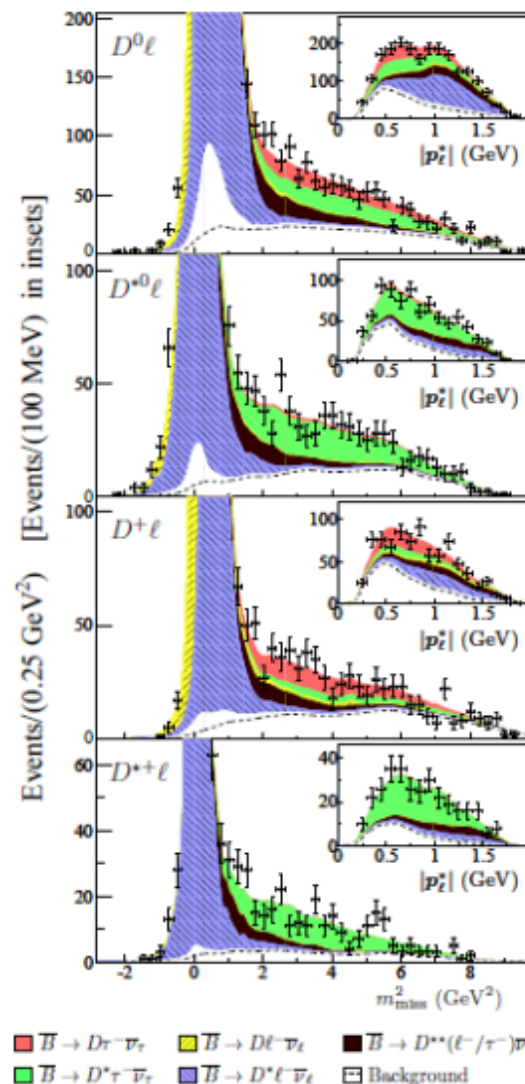
$$\mathcal{B}^{SM}(B^- \rightarrow \tau^- \bar{\nu}_\tau) = (0.75 \pm_{0.05}^{0.10}) \times 10^{-4}.$$

The pioneering BABAR 2012 result

PRL109, 101802(2012)

8

- At the Y(4S), the strategy is a priori simple :
 - Reconstruct a « tag » B to gain access to the other B center of mass frame and thus to the missing mass
 - Select events with $D^*\mu$ topology on the signal side
 - Count events with μ much softer than for normal semileptonic decays
 - The winning « trick » : **much higher efficiency reconstruction of the « tag » B particle**



Other $R(D^*)$ results up to now

9

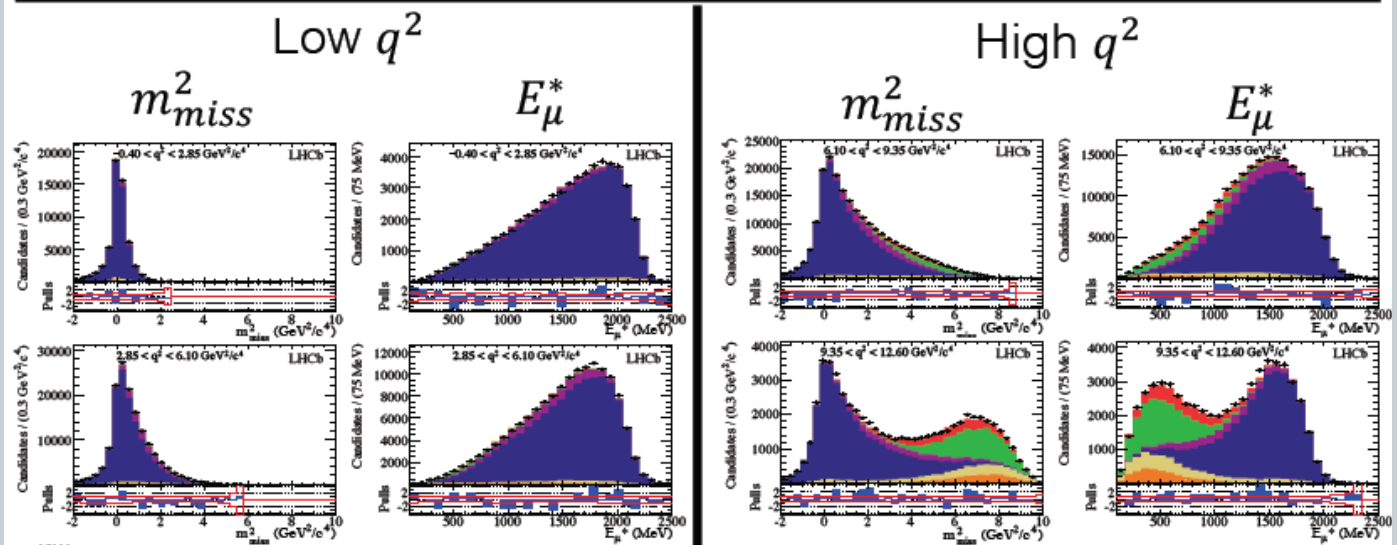
- 3 new measurements by BELLE collaboration
 - Hadronic tag as for BABAR-leptonic tau decay
 - ✦ PRD92, 072014(2015)
 - Semileptonic Tag , more statistics but worse CM and missing mass resolution-leptonic tau decay
 - ✦ PRD94, 072007 (2015)
 - Hadronic tag –hadronic tau decay in $\pi/\pi\pi^0$. Important to access tau polarization information. Real challenge to fight hadronic background
 - ✦ PRL118,211801 (2017), arXiv1612. 00529
- 1 new measurement from LHCb collaboration
 - ✦ PRL115, 1183(2015)
 - Muonic tau decay in a hadronic collider !!!!

LHCb muonic result (2015)

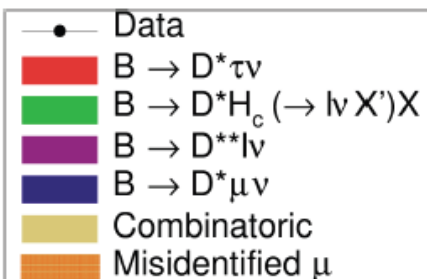
10

PRL 115 111803 (2015)

Fit Result



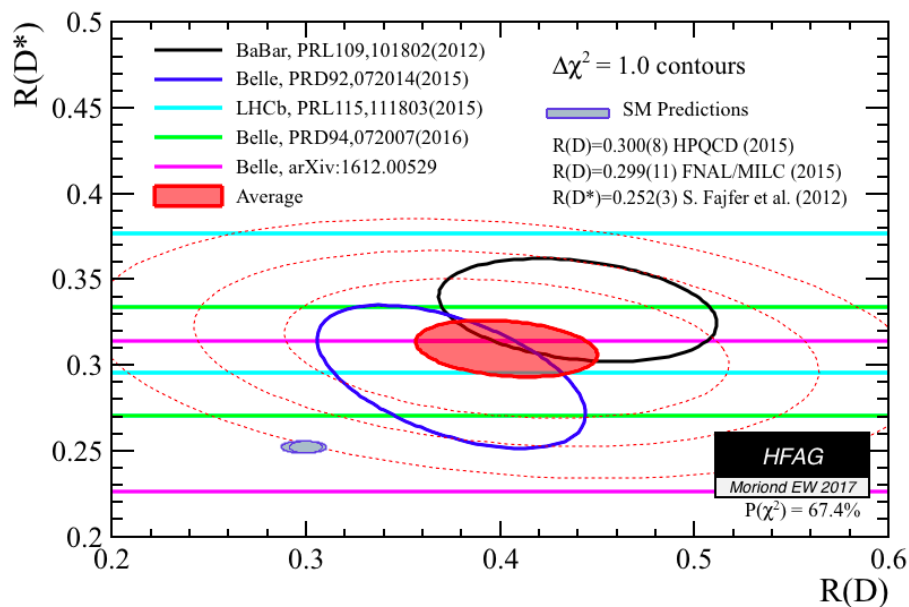
- Shown above: signal fit to “signal” data passing isolation selection
- Result $\frac{N_{\tau}}{N_{\mu}} = (4.32 \pm 0.37) \times 10^{-2}$, $R(D^*) = 0.336 \pm 0.027 \pm 0.030$
- $N(\bar{B}^0 \rightarrow D^{*+} \mu^- \bar{\nu}_{\mu}) = 363,000 \pm 1600$



R(D*) status today

11

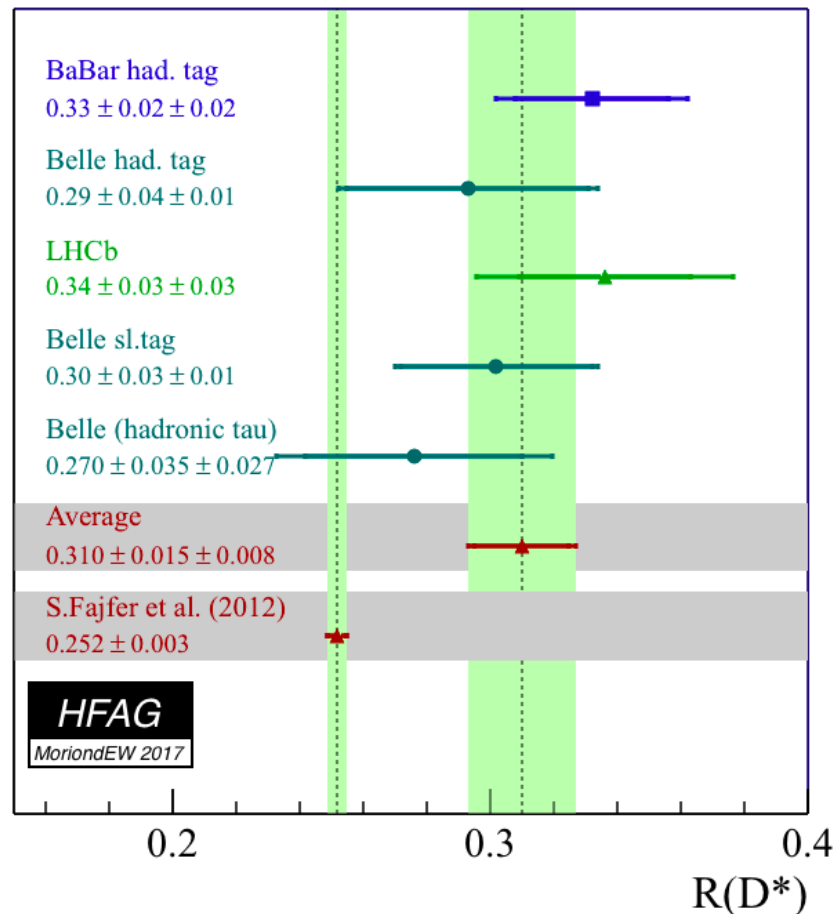
R(D*) is predicted very precisely in the SM
 R(D*) WA is 3.3 σ away from SM



<http://www.slac.stanford.edu/xorg/hfag/semi/index.html>

Combined R(D) and R(D*) is 4 σ away from SM

If WA is correct, $R(D^*)/R(D^*)_{SM} = 1.23$: Large new physics effects !!



The unusual features of the LHCb analysis

$$D^* \tau \nu; \tau \rightarrow 3\pi(\pi^0)$$

12


- A semileptonic decay without (charged) lepton !!:
 - ZERO background from normal semileptonic decays!!!!
- In this analysis, it is the background that leads to nice mass peaks and not the signal !!!
 - This provides key handle to control the various backgrounds
- Only 1 neutrino emitted at the τ vertex
 - The complete event kinematics can be reconstructed with good precision
- No sensitivity to τ polarisation ($m_{a1}^2 \approx 0.5 * m_\tau^2$)
- Note : measure $R(D^{*-})$ and not $R(D^*)$ as B Factories

The initial very large background

13

- The $D^* \tau \nu$ decay, with τ going into 3 pions (it can also be $3\pi + \pi^0$) leads to a $D^* 3\pi (+X)$ final state
- Nothing is more common than a $D^* 3\pi (+X)$ final state in a typical B decay :

$$\text{BR}(B^0 \rightarrow D^* 3\pi + X) / \text{BR}(B^0 \rightarrow D^* \tau \nu; \tau \rightarrow 3\pi)_{\text{SM}} \sim 100$$



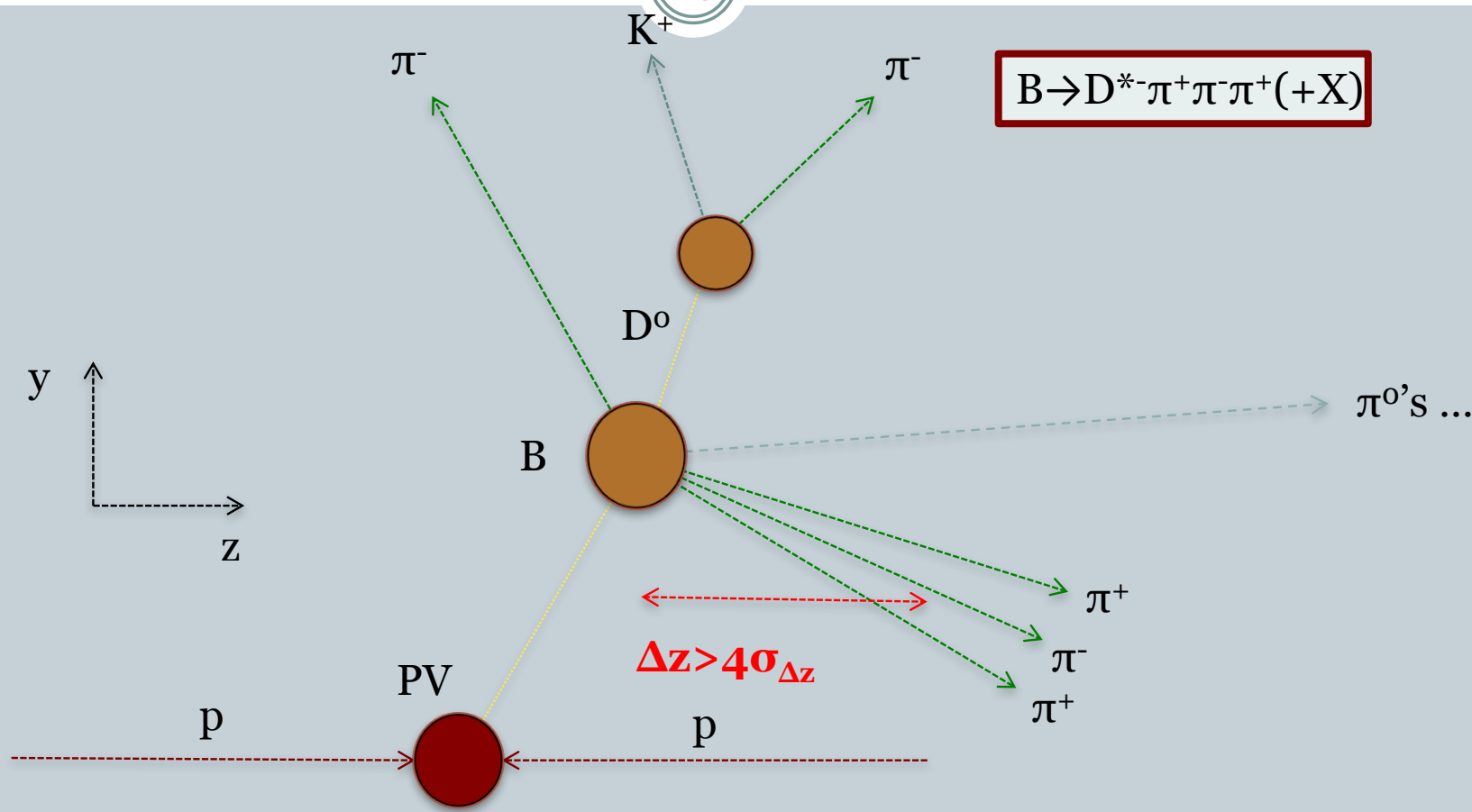
A very strong background suppression method is absolutely needed :

The DETACHED VERTEX METHOD

Vertex topology of the usual B decay

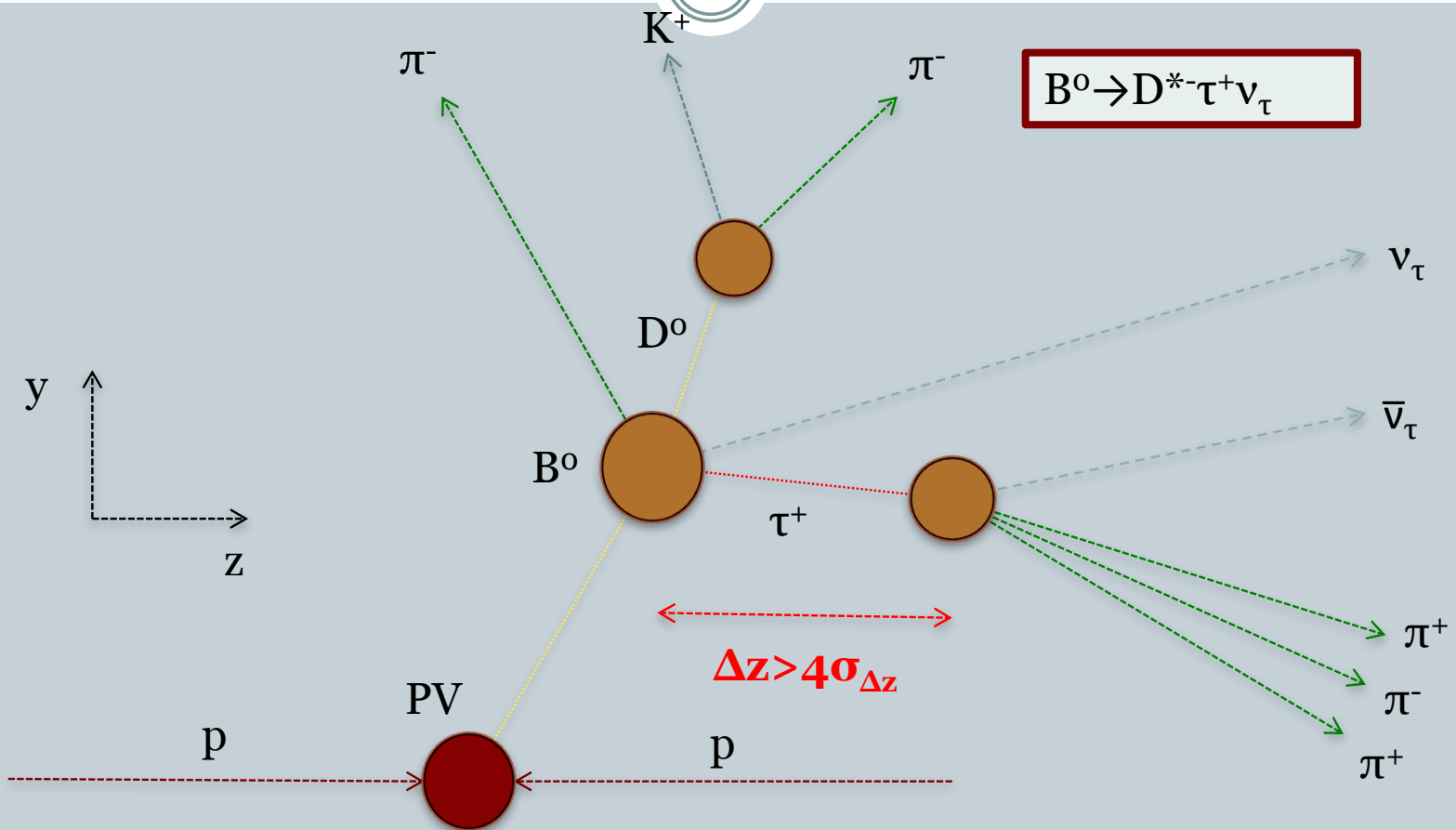
14

$$B \rightarrow D^* \pi^+ \pi^- \pi^+ (+X)$$



Selection: detached vertex

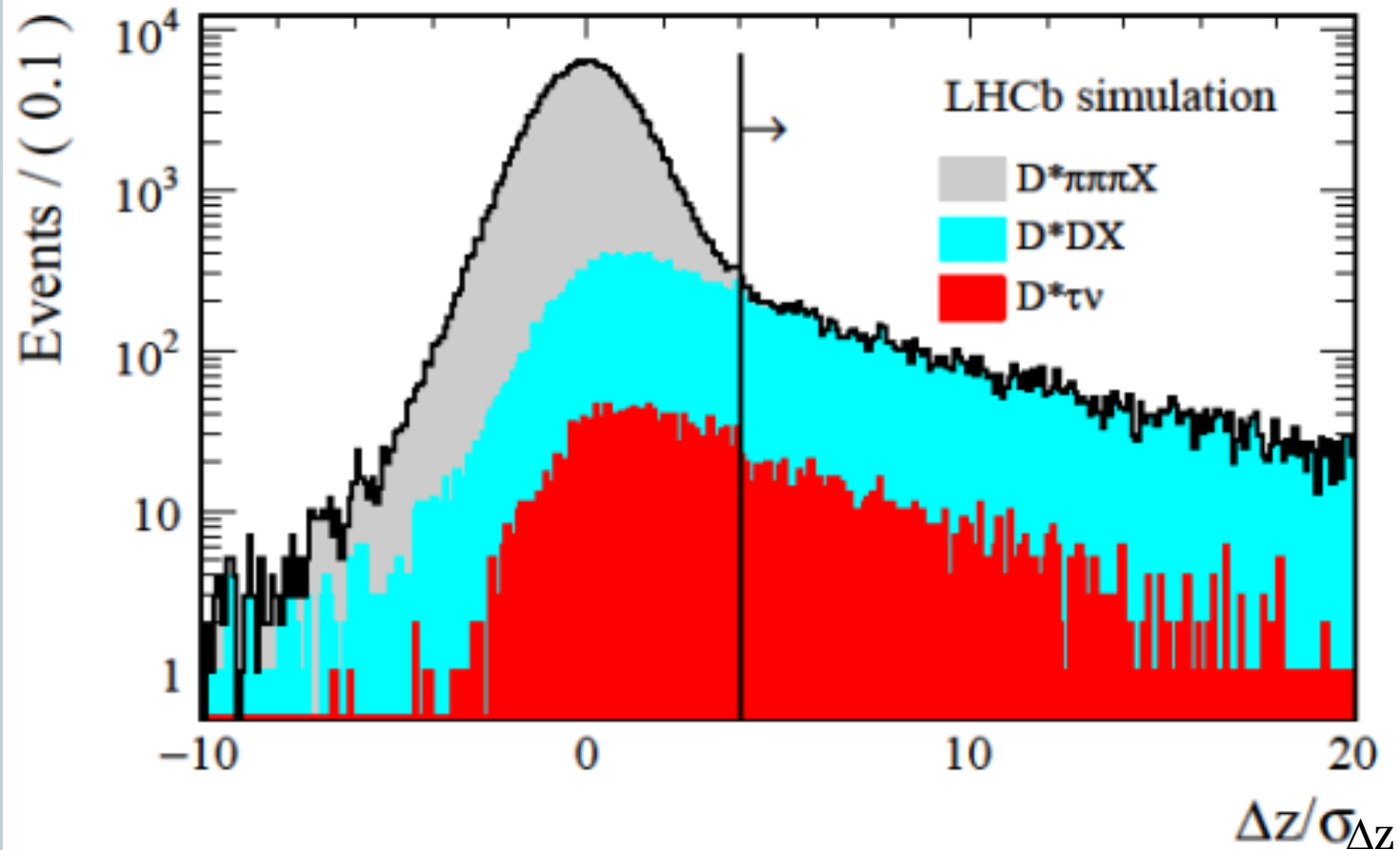
15



Selection: the detached vertex method

LHCb-PAPER-2017-017, in preparation

16



The second level of background

17

- After the 4σ cut in $\Delta z/\sigma_{\Delta z}$, the prompt background is suppressed by ~ 3 orders of magnitude!!!!
- The second level of background consists of B decays where the 3π vertex is transported away from the B^0 vertex by a **charm carrier**: D_s , D^+ or D^0 (in that order of importance)
- This background is smaller :
$$\text{BR}(B^0 \rightarrow D^* 'D'; 'D' \rightarrow 3\pi X) / \text{BR}(B^0 \rightarrow D^* \tau \nu; \tau \rightarrow 3\pi)_{\text{SM}} \sim 10$$
- ... and we can suppress it strongly

Analysis workflow

18

- Lo Trigger : LoTOS OR (LoHadron OR LoMuon)TIS
- HLT2 : (Topo OR D*) AND Trigalltopo
- Stripping: B2toDstarTauNu stripping line (S21)
- Cleaning cuts (secondary vertex, one_combi, no_charm,...)
- Detached/normal topology for signal/normalization
- Charged isolation, tighter PID cut on the « negative » pion
- Fit of the reconstructed D_s sample using the exclusive 3π decay channel
- Low BDT sample (50% of the data sample) : D_s decay model fit
- High BDT final fit with D_s decay model parameters

The inclusive D_s decays in 3 pions

19

- The $W \rightarrow c\bar{s}$ decays can produce a single meson D_s , very often in an excited state D_s^* , D_s^{**} or two particles D^0K^- , D^+K^0 , and their excited counterparts
- Although the exclusive $D_s \rightarrow 3\pi$ is small (1% BR), the D_s is an amazingly rich source of $3\pi + X$ final states ($\sim 25\%$!)
- We classify hadronic D_s decays into 3 pions in 4 categories
 - $\eta\pi X$ ($\eta\pi, \eta\rho$) $\eta'\pi X$ ($\eta'\pi, \eta'\rho$)
 - $(\phi/\omega)\pi X$ ($\phi/\omega\pi, \phi/\omega\rho$) $M3\pi$, where M can be $\nu, K^0, \eta, \eta', \omega, \phi$
- We do not have precise BR for all of these (some well measured, some poorly, some not at all)
- The inclusive BR of D_s into 3 pions that could constraint all of these is not known either



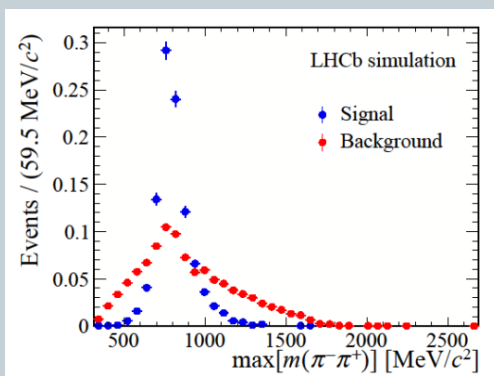
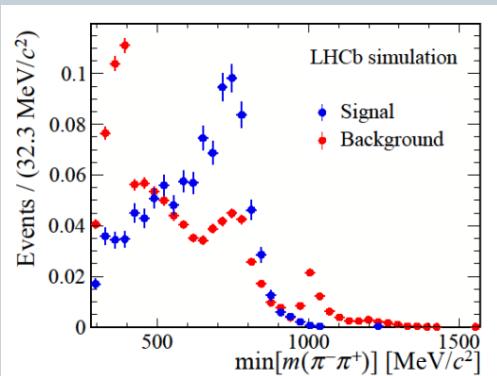
**We extract these informations from LHCb data
in a D_s enriched region ($BDT < -0.075$) ($\sim 90\% D_s$)**

The anti- D_s BDT : 3π dynamics, partial reconstruction and isolation

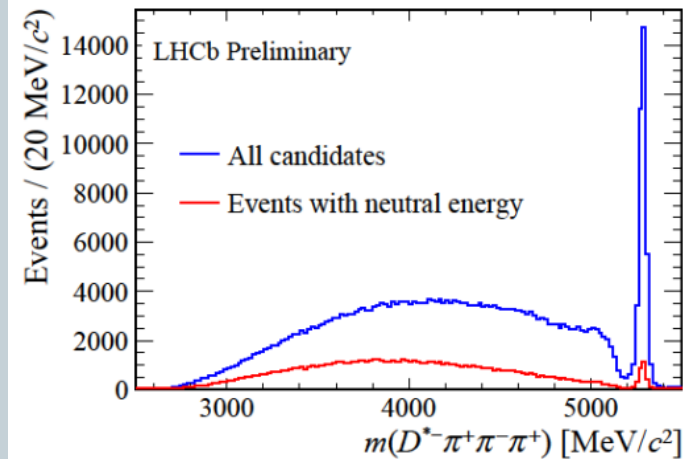
20

Min(mass($\pi^+\pi^-$))

Max(mass($\pi^+\pi^-$))

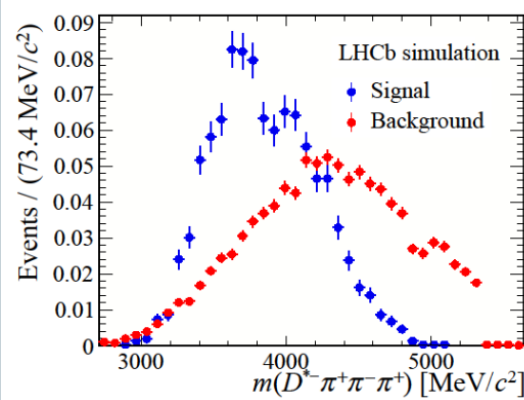
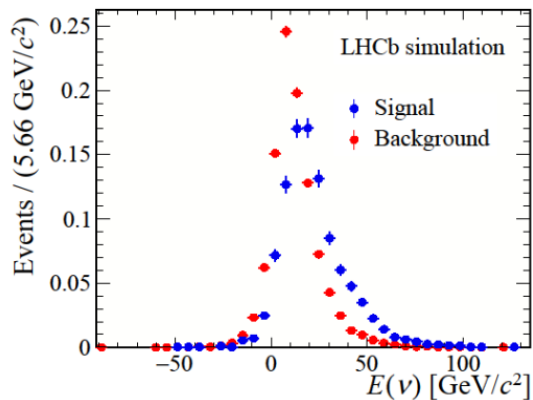


Neutral Isolation



$E(\nu)$

mass($D^{*+}\pi^-\pi^+\pi^-$)



LHCb-PAPER-2017-017,
in preparation

Background Partial reconstruction

Partial reconstruction

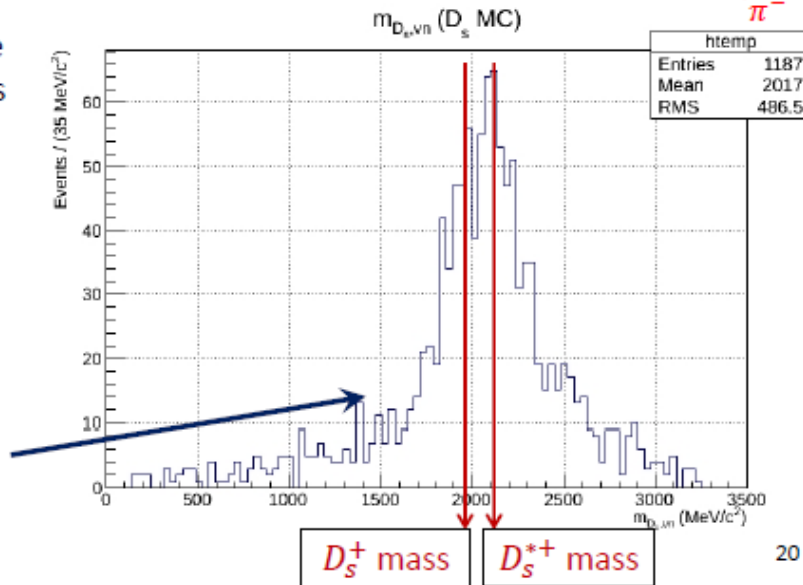
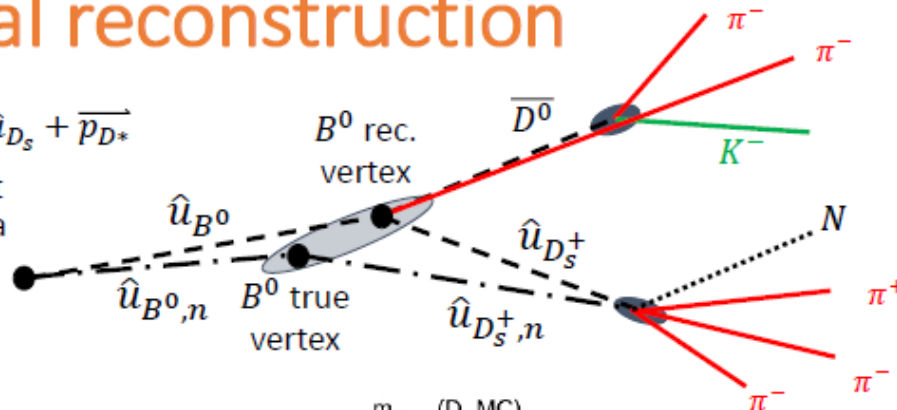
For $B^0 \rightarrow D^{*-} D_s^+$: $|\vec{p}_B| \hat{u}_B = |\vec{p}_{D_s}| \hat{u}_{D_s} + \vec{p}_{D^*}$

After some vectorial algebra \rightarrow get magnitude of B^0 and D_s^+ momenta

First approximation $\rightarrow \hat{u}_{D_s}$ is the 3π direction

Apply a **correction** to B^0 vertex due to the presence of neutral particles in D_s^+ decay \rightarrow **parametrization** of this correction as function of 3π mass on $D^{*-} D_s^+$ MC \rightarrow get B^0 and D_s^+ momenta at a **next-level of approximation**

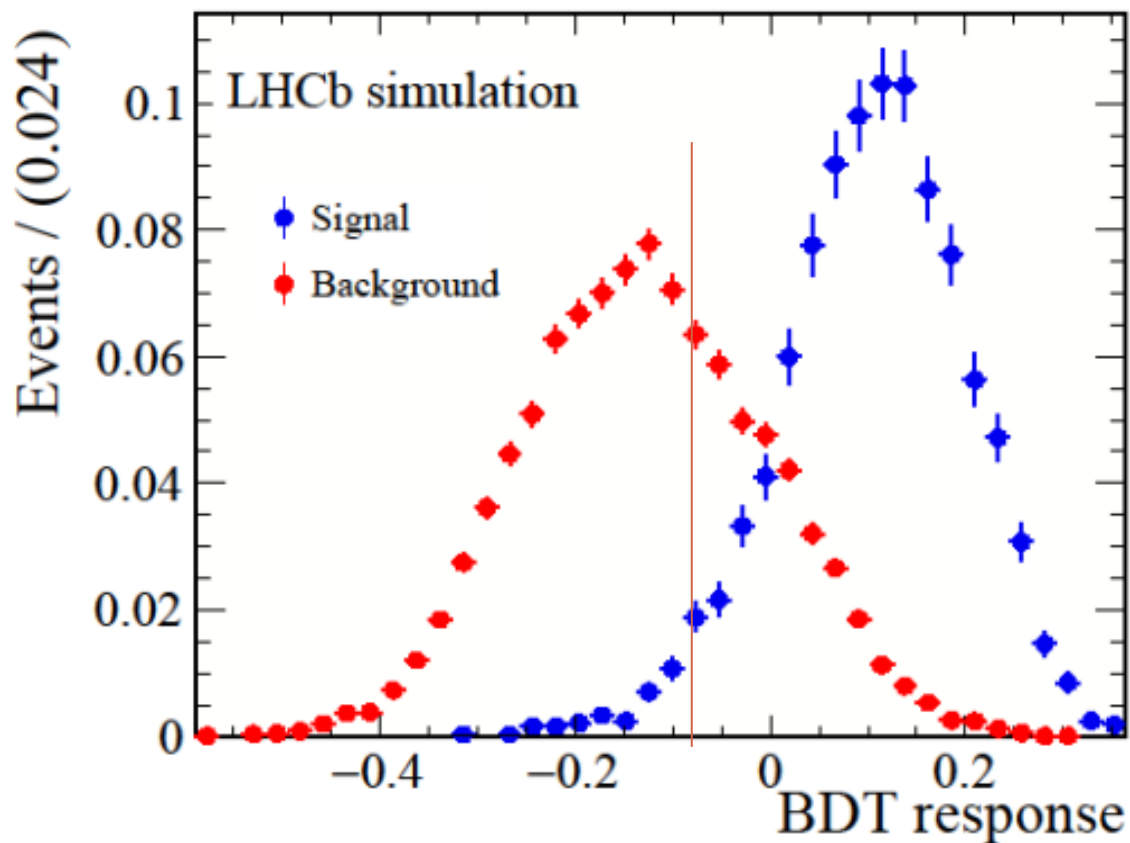
Reconstruction of D_s^+ mass, with nominal B^0 and D^{*-} masses values



BDT results

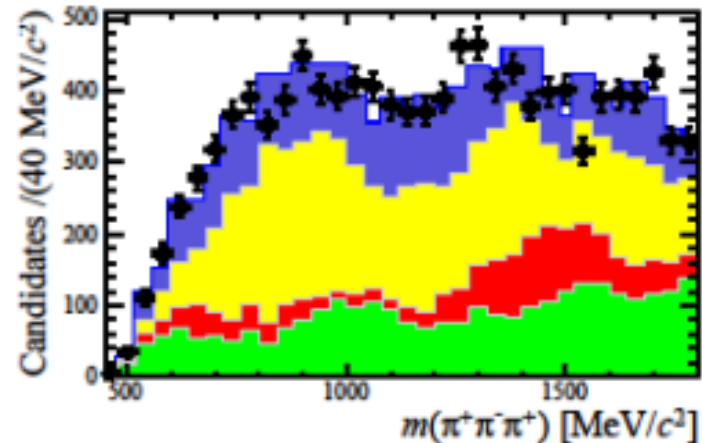
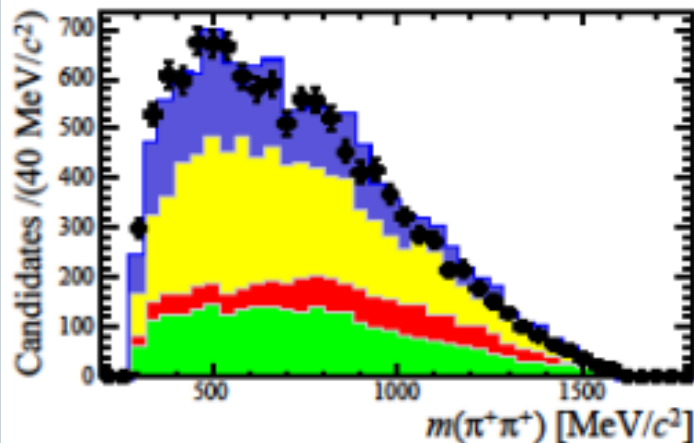
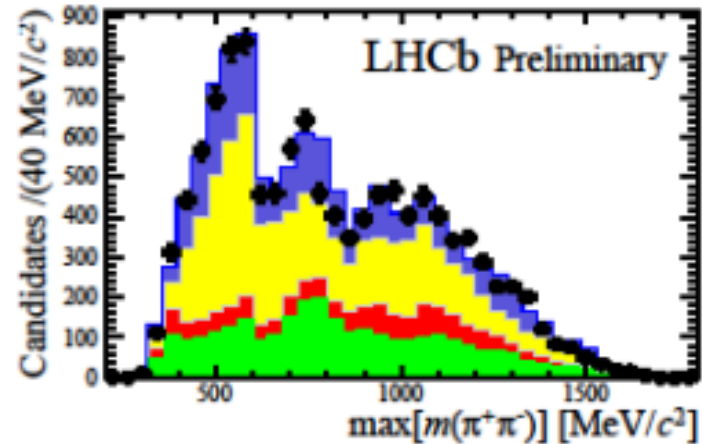
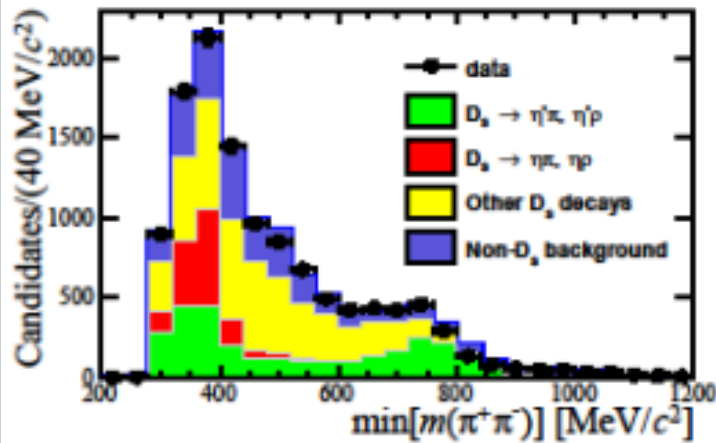
22

- Good separation obtained
- Allows to select an high purity sample at high efficiency
- Charged Isolation and PID cuts are also required to select candidates



The D_s decay model fit at low BDT

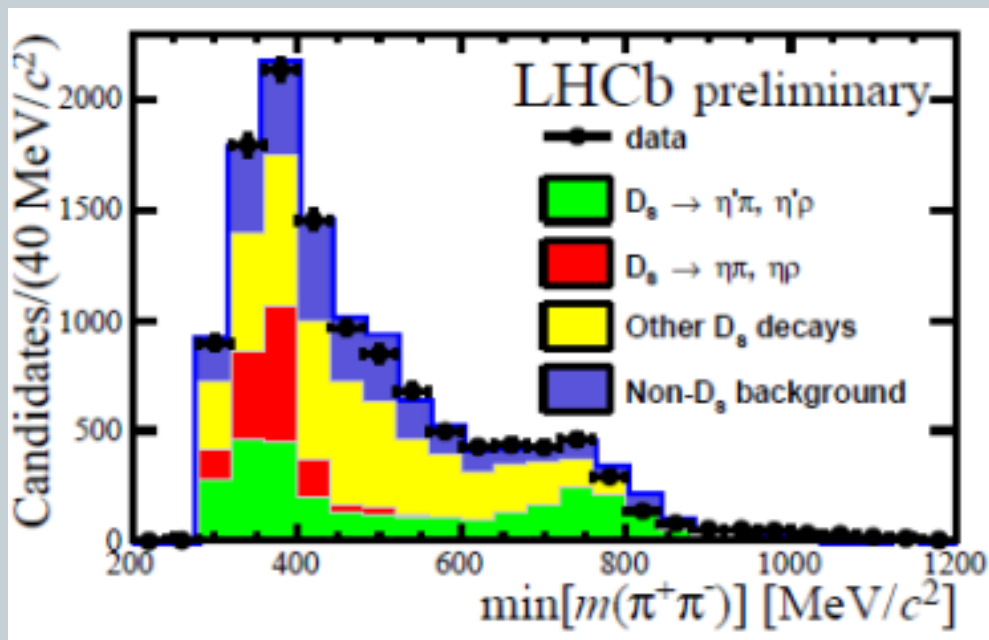
23



The importance of the « D_s -o-meter »

24

- The minimum $\pi^+\pi^-$ mass contains critical information about the rate of η and η' decays
- At low mass, only η and η' (red,green) contributions are peaking
 $\eta \rightarrow \pi^+\pi^- \pi^0$ and $\eta' \rightarrow \eta \pi^+\pi^-$
- At the ρ mass where the signal lives, only η' contributes ($\eta' \rightarrow \rho\gamma$)
- Using the low BDT region, one constraints the D_s decay model to be used at high BDT



Charged Isolation and PID

25

- LHCb software can attach a track passing nearby a vertex: very useful to tag D^0 decays in $K3\pi$
- Necessity to reject also 5 prong D_s decays which are frequent when there is the combined presence of an η and η' presence in the decay chain.
- Very efficient for D^0 decays which is often accompanied by 2 charged kaons, less for the D^+
- To keep the background low, we request only events with 1 combination
- Important to reject $K^- \pi^+ \pi^+$ events where the « negative » Kaon is taken as a pion
- Can be of course used a good control sample for D^+ meson
- The presence of $\pi\pi l$ events where the lepton from a semileptonic D_s decays is taken as pion

The inclusive D^0 and D^+ decays in 3 pions

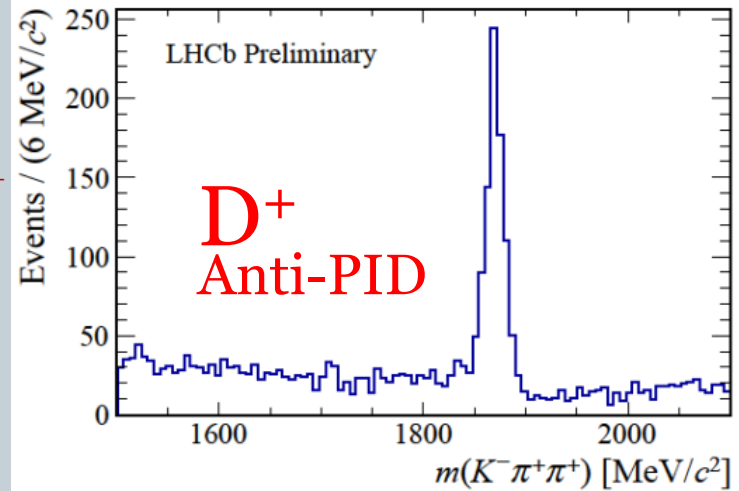
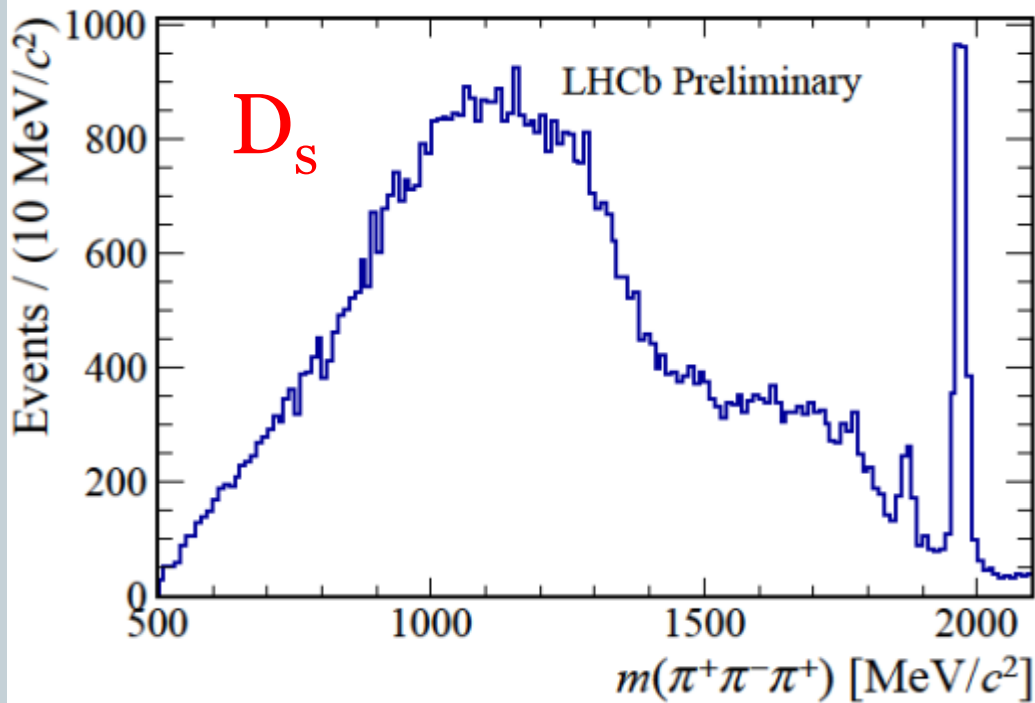
26

The situation is simpler in D^+ and D^0 decays whose main 3π decay mode is thru the $K3\pi$ decay

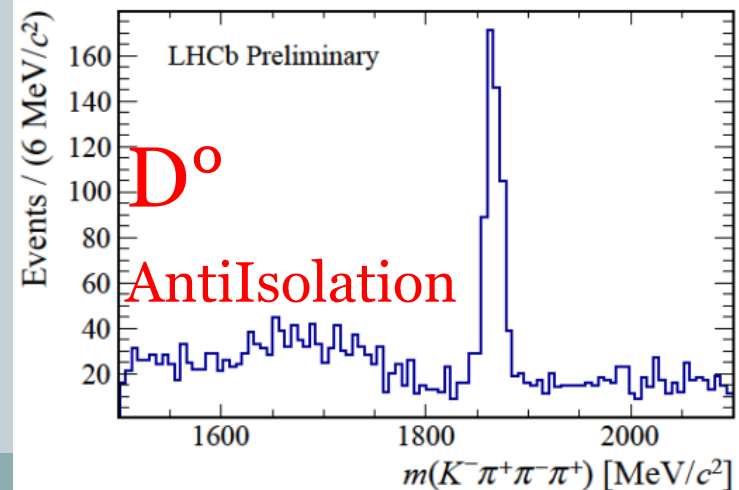
- For the D^0 , the inclusive 4 prongs BR constrains strongly the rate of 3π events
- Unfortunately, this constraint does not exist for the D^+ mesons, $K3\pi\pi^0$ is poorly known, the inclusive BR is not measured
- **➡ We let the D^+ component float in the fit**
- **(Note : For all these D decays, contacts have been established with BES-3 collaboration to measure these numbers in the near future)**

The control channels D_s , D^0 , and D^+

27



peak : Anti-Isolation



LHCb-PAPER-2017-017, in preparation

Run 1, 3 fb⁻¹

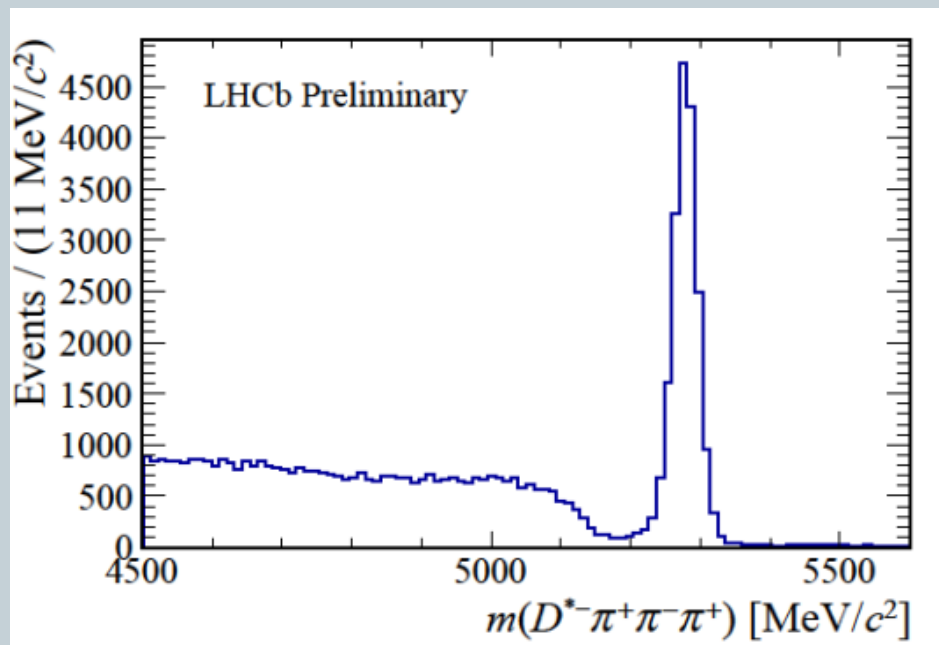
Importance of the normalization channel

$$B^0 \rightarrow D^* 3\pi$$

28

- Normalization mode as similar as possible to the signal to cancel production yield, BR uncertainties and systematics linked to trigger, PID, first selection cuts

Run 1, 3 fb^{-1}
17k events



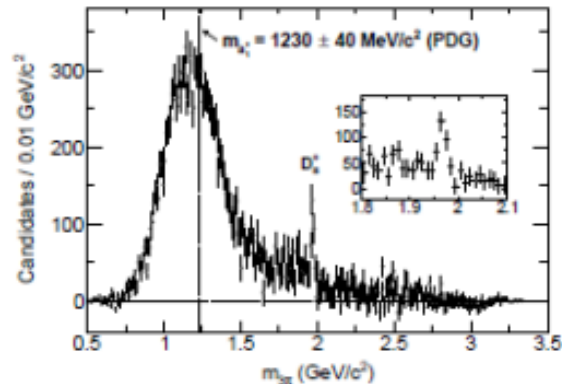
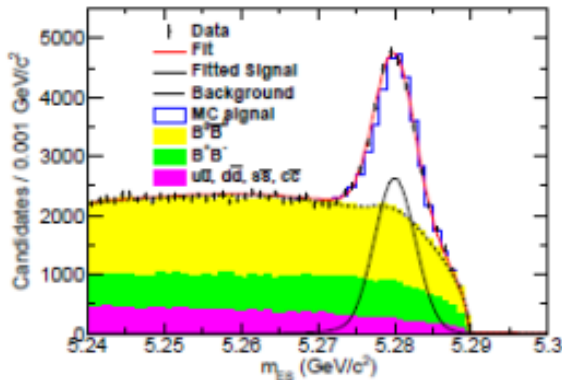
BABAR measurement of $\text{BR}(B^0 \rightarrow D^* 3\pi)$

(Phys.Rev. D94 (2016), 091101)

29

- In PDG 2014 $\text{BR}(B^0 \rightarrow D^* 3\pi)$ known only to 11% precision ☹
- New BABAR analysis with full available statistics

$$\text{BR}(B^0 \rightarrow D^* 3\pi) = 0,726 \pm 0.011 \pm 0.031\%$$



There is also an LHCb result of $D^* 3\pi / D^* \pi$ not included in the PDG
Phys. Rev. D87,092001 (2013)

Dominated by systematics errors
Good precision of 4.3% !!

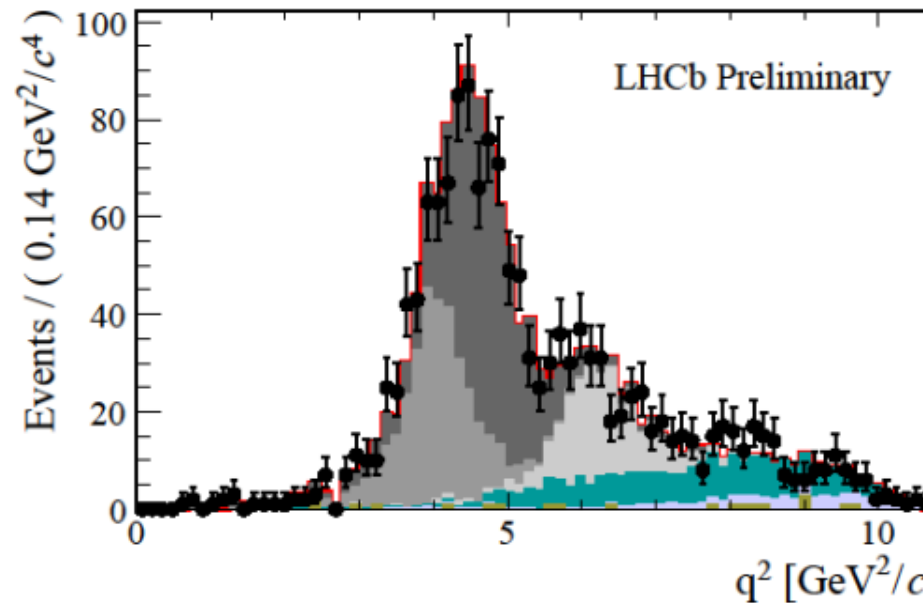
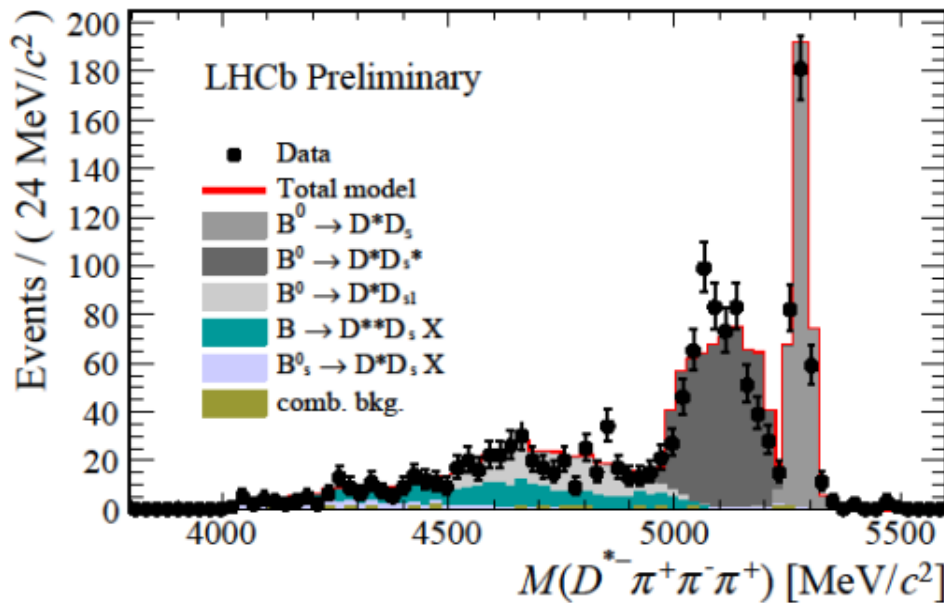
BELLE : Could you (re)measure this very precisely as well !!!

Source	Uncertainty (%)
Fit algorithm and peaking backgrounds	2.4
Track-finding	2.0
$\pi^+ \pi^- \pi^+$ invariant-mass modeling	1.7
D^{*+} and \bar{D}^0 decay branching fractions	1.3
$Y(4S) \rightarrow B^0 \bar{B}^0$ decay branching fraction	1.2
K^+ identification	1.1
Signal efficiency MC statistics	0.9
Sideband subtraction	0.7
$B\bar{B}$ counting	0.6
Total	4.3

D^*D_s+X events with reconstructed D_s in 3π

30

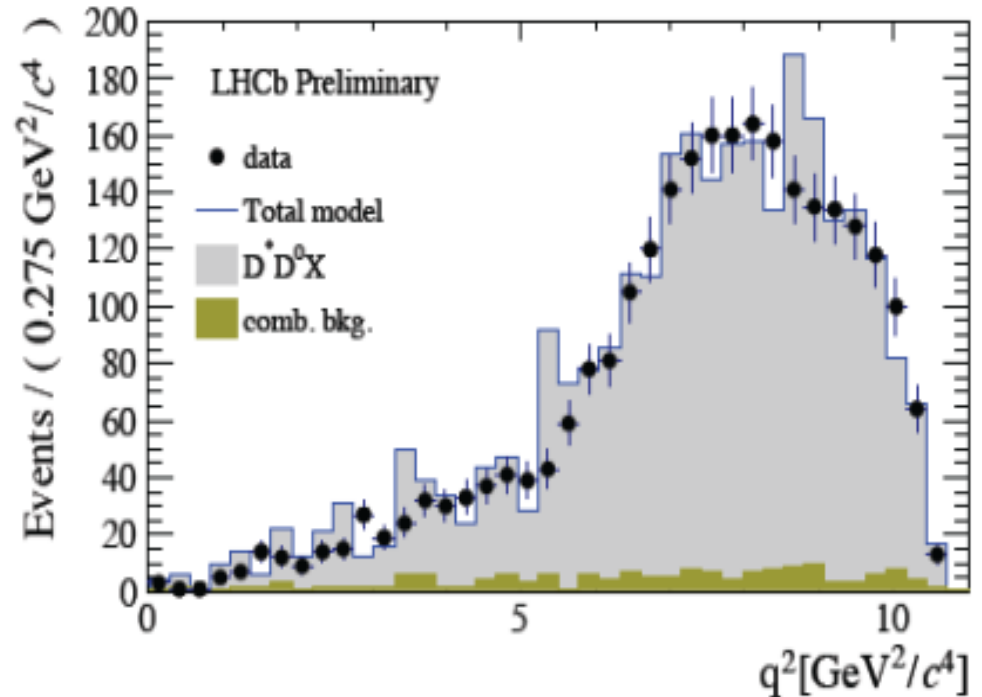
- Clear separation obtained of the D_s , D_s^* and D_s^{**} components
- Ratios $\sim 1:2:2$ (only 20% of D_s come directly from B)



$X_b \rightarrow D^* D^0 X$ control sample

31

- $X_b \rightarrow D^* D^0 X$ decays can be isolated by selecting exclusive $D^0 \rightarrow K^- 3\pi$ decays (kaon recovered using isolation tools).
- A correction to the q^2 distribution is applied to the simulation to match the data.



The fit model

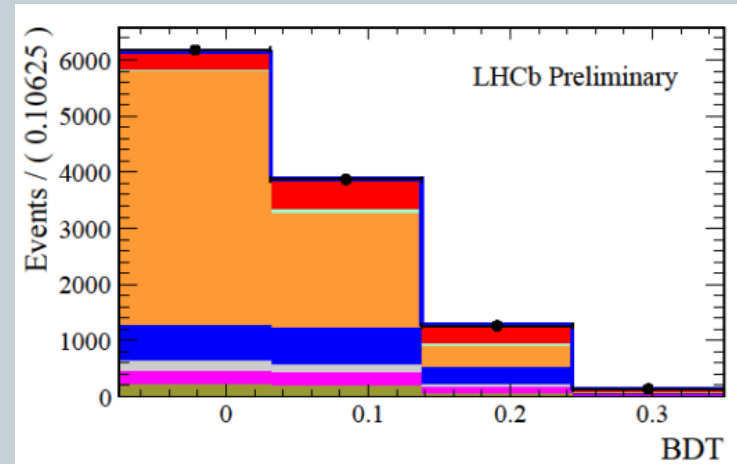
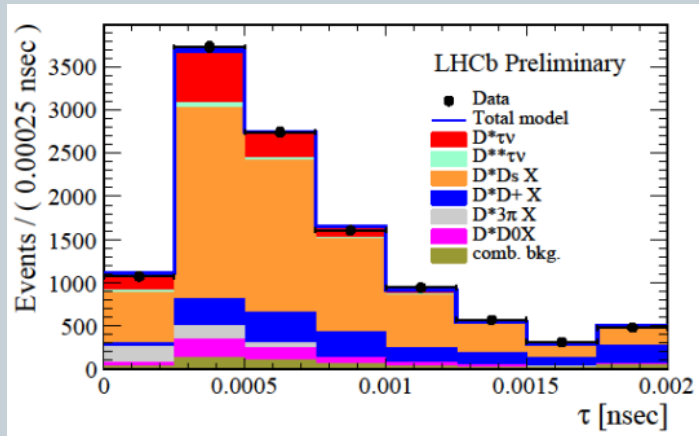
32

- **3D extended maximum likelihood fit to data.**
- **Fit components described by templates** obtained from simulation (and corrected from control samples):
 - q^2 (8 bins).
 - 3π decay time (8 bins): important to separate D^+ component (large lifetime).
 - **BDT (4 bins).**

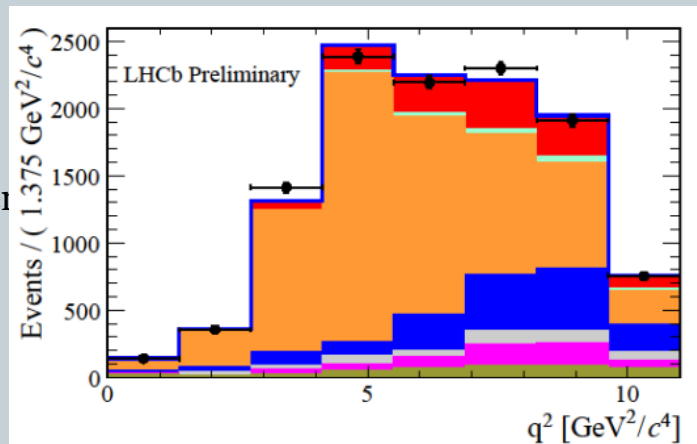
Model components	
$\tau \rightarrow \pi \pi^+ \pi \nu_\tau$	Ratio constrained using known BR and efficiencies.
$\tau \rightarrow \pi \pi^+ \pi \pi^0 \nu_\tau$	
$X_b \rightarrow D^{**} \tau \nu$	Ratio to signal fixed to 0.11 ± 0.04 from theory.
$B^0 \rightarrow D^+ D_s^-$	Relative yields constrained from $X_b \rightarrow D^+ D_s^+ X$ control sample.
$B^0 \rightarrow D^+ D_s^{*+}$	
$B^0 \rightarrow D^+ D_{s0}^{*+}$	
$B^0 \rightarrow D^+ D_{s1}^+$	
$B_s^0 \rightarrow D^+ D_s^+ X$	
$B \rightarrow D^{*+} D_s^+ X$	
$X_b \rightarrow D^+ D^+ X$	Yields constrained from control samples.
$X_b \rightarrow D^+ D^0 X$	
$X_b \rightarrow D^+ \pi^+ \pi \pi^+ X$	

The 3 fit projections (q^2 , lifetime and BDT)

33



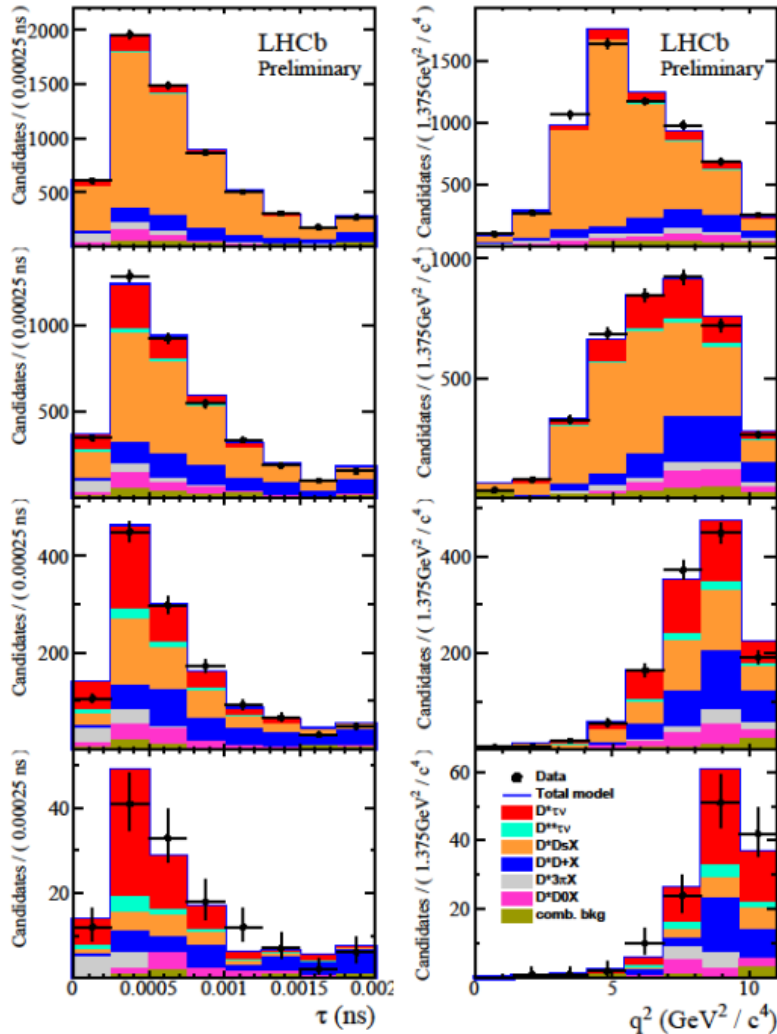
This shows the overall quality of the fit



Fit results

LHCb-PAPER-2017-017, in preparation

34



- The 3D template binned likelihood fit results are presented for the lifetime and q^2 in four BDT bins.
- The increase in signal (red) purity as function of BDT is very clearly seen, as well as the decrease of the D_s component (orange)
- The dominant background at high BDT becomes the D^+ component (blue), with its distinctive long lifetime.
- The overall χ^2 per dof is 1.15

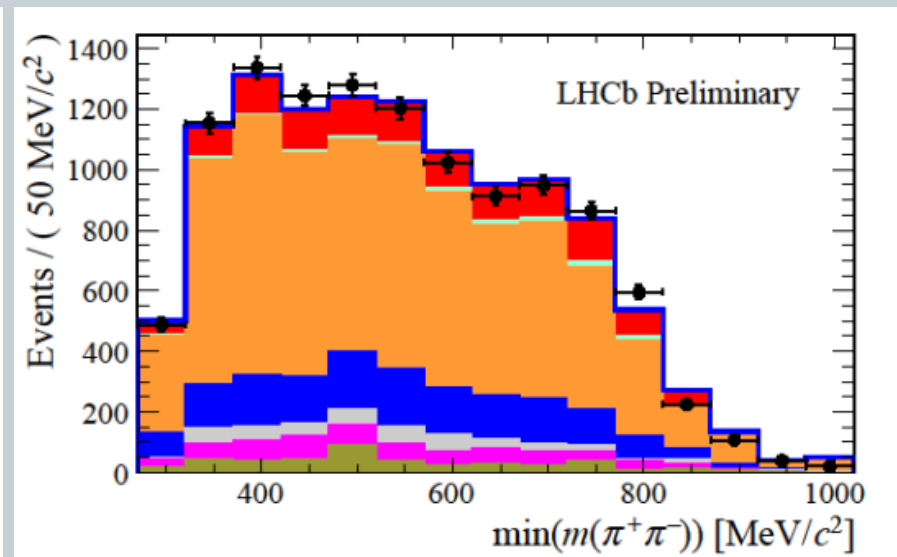
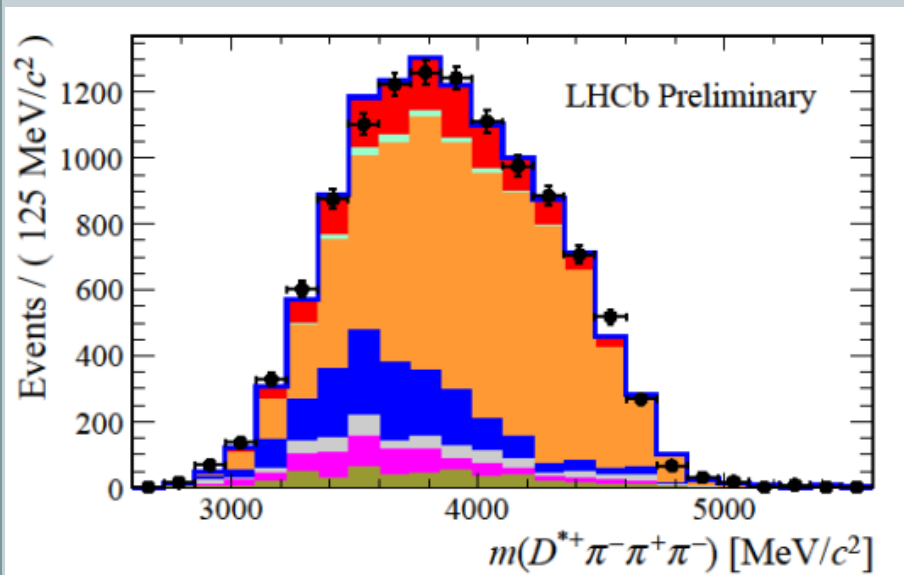
Systematic uncertainties table

35

Contribution	Value %
Simulated sample size	4.7
Signal modeling	1.8
$D_s^{**}\tau\nu$ and $D_s^{**}\tau\nu$ feed-downs	2.7
$D_s^+ \rightarrow 3\pi X$ decay model	2.5
$B \rightarrow D^{*-}D_s^+X$, $B \rightarrow D^{*-}D^+X$, $B \rightarrow D^{*-}D^0X$ backgrounds	3.9
Combinatorial background	0.7
$B \rightarrow D^*3\pi X$ background	2.8
Empty bins in templates	1.3
Efficiency ratio	3.9
Total internal uncertainty	8.9
$\mathcal{B}(B^0 \rightarrow D^*3\pi)$ and $\mathcal{B}(B^0 \rightarrow D^*\mu\nu_\mu)$	4.5

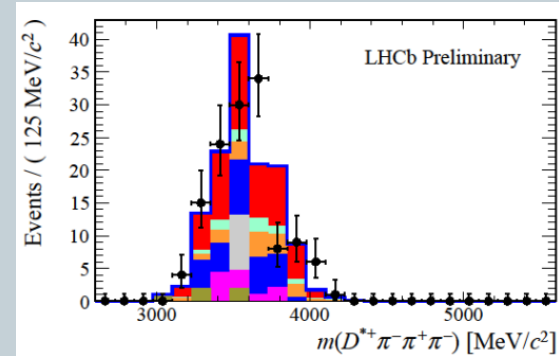
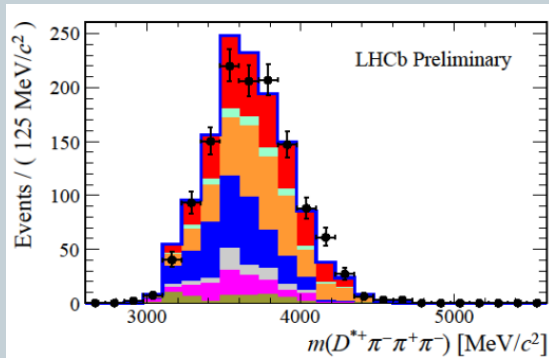
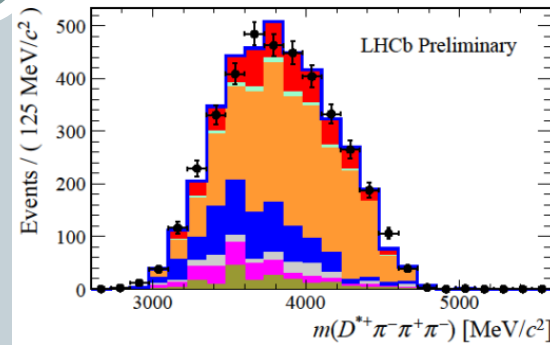
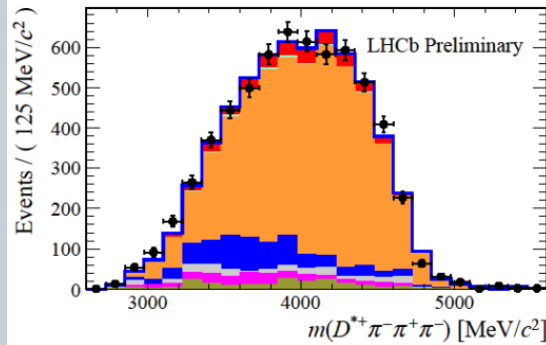
A post fit projection of variables not used in the fit mass: $D^{*-}\pi^+\pi^-\pi^+$ and $\min(\pi^+\pi^-)$

36



Post-fit projection of $D^{*+} \pi^{-} \pi^{+} \pi^{-}$ mass for 4 BDT bins

37



LHCb Preliminary Results

LHCb-PAPER-2017-017, in preparation

38

$$\text{BR}(B^0 \rightarrow D^* \tau \nu) / \text{BR}(B^0 \rightarrow D^* 3\pi) = 1.93 \pm 0.13(\text{stat}) \pm 0.17(\text{syst})$$

$$\text{BR}(B^0 \rightarrow D^{*+} \tau \nu) = (1.39 \pm 0.09(\text{stat}) \pm 0.12(\text{syst}) \pm 0.06(\text{ext}))\%$$

Using for $\text{BR}(B^0 \rightarrow D^* 3\pi)$ the new PDG 2017 WA of 0.721 ± 0.029

to be compared with the PDG(2017) $(1.67 \pm 0.13)\%$

New (naive) average $\text{BR}(B^0 \rightarrow D^* \tau \nu) = (1.56 \pm 0.10)\%$

$$\mathcal{R}(D^*) = 0.285 \pm 0.019(\text{stat}) \pm 0.025(\text{syst}) \pm 0.013(\text{ext})$$

Using the HFLAV $\text{BR}(B^0 \rightarrow D^* \mu \nu) = (4.88 \pm 0.10)\%$

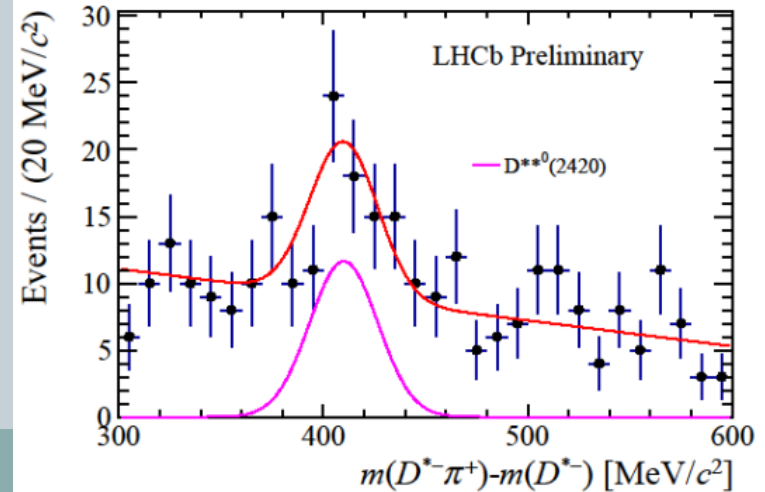
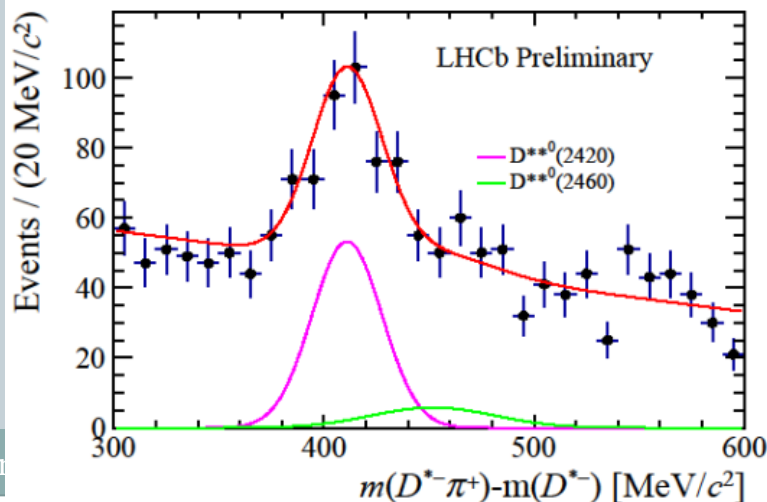
Experiment	Method	N evts $B^0 \rightarrow D^* \tau \nu$
BABAR	Leptonic_hadronic tag	245 ± 27
BELLE	Leptonic hadronic tag	$0.4 \times 500 = 200$
BELLE	Single pi hadronic tag	88 ± 11
LHCb	3π Hadronic	1273 ± 95

D** cross check

39

- $B^0 \rightarrow D^{**} \tau \nu$ and $B^+ \rightarrow D^{**0} \tau \nu$ constitute potential feeddown to the signal
- $D^{**}(2420)^0$ is reconstructed using its decay to $D^{*+} \pi^-$ **as a cross check**
- The observation of the $D^{**}(2420)^0$ peak allows to compute the $D^{**} 3\pi$ BDT distribution and to deduce a $D^{**} \tau \nu$ upper limit with the following assumption.
 - $D^{**0} \tau \nu = D^{**}(2420)^0 \tau \nu$ (no sign of $D^{**}(2460)^0$)
 - $D^{**+} \tau \nu = D^{**0} \tau \nu$
- This upper limit is consistent with the theoretical prediction
- Subtraction in the signal of 0.11 ± 0.04 due to $D^{**} \tau \nu$ events leading to an error of 2.3% **All detached vertices**

Detached vertice for BDT > .0.1



LHCb average and comparison with WA

LHCb-PAPER-2017-017, in preparation

40

- This analysis :

$$R(D^*) = 0.285 \pm 0.019(\text{stat}) \pm 0.028(\text{syst})$$

- Reminder muonic $R(D^*) =$

$$0.336 \pm 0.027 \pm 0.030$$

- 2.1 σ above SM, 0.6 σ above WA

- Preliminary LHCb average

$$0.306 \pm 0.027$$

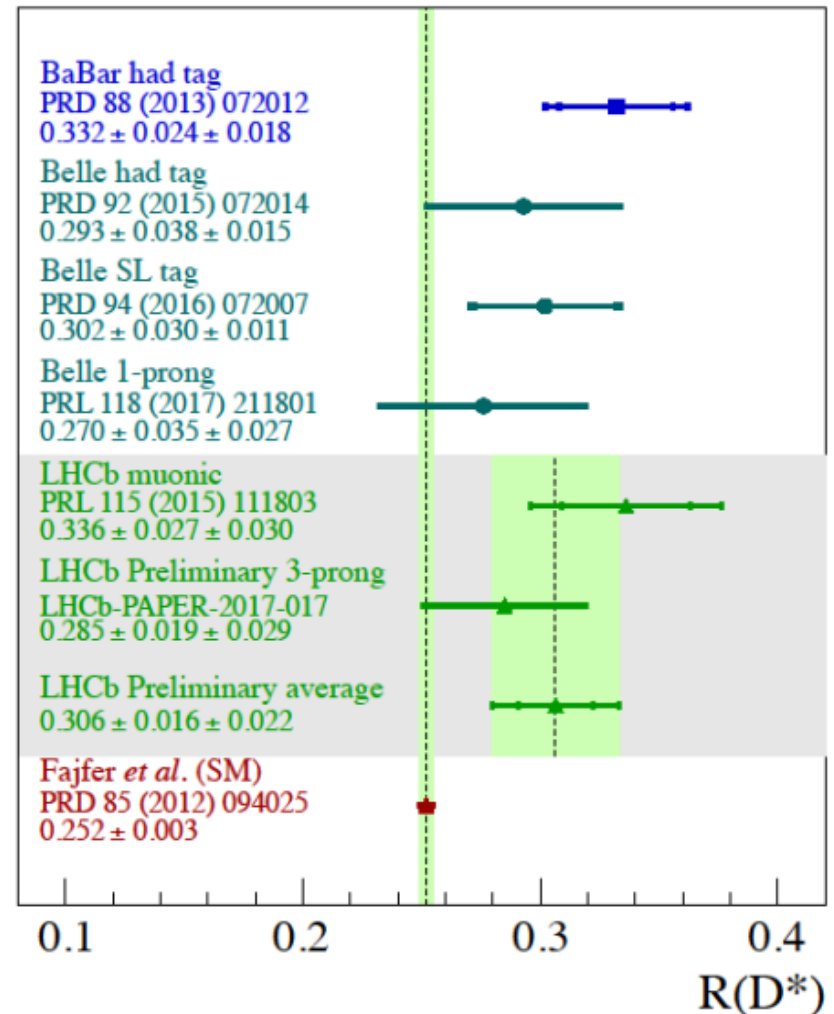
- 2.1 σ above SM, 0.1 σ above WA

- Naive new WA 0.305 ± 0.015

- **3.4 σ above SM**

- **Naive $R(D), R(D^*)$ 4.08 σ**

- This results pulls down WA a bit but increases slightly the discrepancy !!



Prospects

41

- For the hadronic $R(D^*)$ LHCb measurement, the inclusion of Run2 data will allow to multiply the statistics by a factor 3
 - Higher bb cross section, better trigger
 - If WA is correct, The discrepancy with SM could increase significantly
- Several R s will be measured in the coming year: $R(\Lambda_c)$, $R(J/\psi)$,...
- The details of the internal event structure will be scrutinized
- Other $R(D^*)$ measurements from BABAR and BELLE still possible

The semitauonic program

42

1. Vertical extension of $R(D^*)$

- $R(D^*)$ measurement with Run2 data
- Extraction of internal quantities , most notably q_2 , search for NP effects using our high stats high purity sample
- Measure $R(D^{**0}(2420))$ per se and to constraint D^{**} feed-down

2. Horizontal extension of $R(D^*)$

- $R(\Lambda_c)$ (Victor PhD thesis to be finished in September 2018)
- $R(J/\psi)$
- $R(D^+), R(D^0)$
- $R(D_s)$
- V_{ub}

Precision Goals for Run1+Run2 data

43

- Run2 = 2015+2016 (already available) + maybe some fraction of 2017
- $D^*D_s(\text{Run2})/D^*D_s(\text{Run1}) \sim 3$
- Statistical precision $\sim 4\%$ - 3%
- Internal systematic precision $\sim 5\%$ (need more data from BES)
- External systematic precision $\sim 3\%$ (need more data from BELLE-1)

The semitauonic workshop

44

- To be held in Orsay Nov 13-15 2017

2nd LHCb open semitauonic workshop

November 13-15, 2017
Laboratoire de l'Accélérateur Linéaire
Auditorium Pierre Lehmann
Université Paris-Sud

scientific committee
Concezio Bozzi (Ferrara)
Greg Clezarek (Nikhef)
Brian Hamilton (Maryland University)
Patrick Owen (ETH Zurich)
Antonio Romero Vidal (Santiago de Compostela)
Guy Wormser (LAL)

Local organizing committee
Sylvie Teulet (LAL)
Jibo He (LAL)
Guy Wormser (LAL)

universit  PARIS-SACLAY
CNS
UNIVERSIT  PARIS-SUD
LAL

Open sessions :
Monday Nov 13
(afternoon)-
Tuesday Nov 14 (all
day)

Conclusions

45

- The analysis to measure the ratio $\mathbf{BR(B^0 \rightarrow D^* \tau \nu) / BR(B^0 \rightarrow D^* 3\pi)}$ using the 3π hadronic decay of the τ lepton has been performed at LHCb (Preliminary)
 $\mathbf{R(D^*) = 0.285 \pm 0.019(stat) \pm 0.025(syst) \pm 0.013(ext)}$
New preliminary LHCb average of $R(D^*) = 0.306 \pm 0.026$
- This analysis was made possible due to the unique LHCb capabilities for separating secondary and tertiary vertices with unprecedented precision
- **The $R(D^*)$ result, the first one to use 3π final state, is one of the best single measurements, having the smallest statistical error.**
- It is compatible both with the SM prediction and with the present WA. However, it **slightly increases the discrepancy of the WA wrt to the SM**
- This method **paves the way** for the measurements of
 - $R(D^*)$ using the full Run2 data with a goal of 3% statistical precision
 - All other $R(X)$, with $R(\Lambda_c)$ and $R(J/\psi)$ currently underway
 - The detailed internal characteristics of the events due to the unique possibility to isolate a **high statistics high purity sample** of $D^* \tau \nu$ events

Backup

46

The 2012 BABAR results statistics

47

Decay	N_{sig}	N_{norm}	E_{sig}/E_{norm}	$\mathcal{R}(D^{(*)})$	$\mathcal{B}(B \rightarrow D^{(*)}\tau\nu)$ (%)	Σ_{stat}	Σ_{tot}
$B^- \rightarrow D^0\tau^-\bar{\nu}_\tau$	314 ± 60	1995 ± 55	0.367 ± 0.011	$0.429 \pm 0.082 \pm 0.052$	$0.99 \pm 0.19 \pm 0.13$	5.5	4.7
$B^- \rightarrow D^{*0}\tau^-\bar{\nu}_\tau$	639 ± 62	8766 ± 104	0.227 ± 0.004	$0.322 \pm 0.032 \pm 0.022$	$1.71 \pm 0.17 \pm 0.13$	11.3	9.4
$\bar{B}^0 \rightarrow D^+\tau^-\bar{\nu}_\tau$	177 ± 31	986 ± 35	0.384 ± 0.014	$0.469 \pm 0.084 \pm 0.053$	$1.01 \pm 0.18 \pm 0.12$	6.1	5.2
$\bar{B}^0 \rightarrow D^{*+}\tau^-\bar{\nu}_\tau$	245 ± 27	3186 ± 61	0.217 ± 0.005	$0.355 \pm 0.039 \pm 0.021$	$1.74 \pm 0.19 \pm 0.12$	11.6	10.4
$\bar{B} \rightarrow D\tau^-\bar{\nu}_\tau$	489 ± 63	2981 ± 65	0.372 ± 0.010	$0.440 \pm 0.058 \pm 0.042$	$1.02 \pm 0.13 \pm 0.11$	8.4	6.8
$\bar{B} \rightarrow D^*\tau^-\bar{\nu}_\tau$	888 ± 63	11953 ± 122	0.224 ± 0.004	$0.332 \pm 0.024 \pm 0.018$	$1.76 \pm 0.13 \pm 0.12$	16.4	13.2

$N(B^0 \rightarrow D^{*+}\tau\nu) = 245 \pm 27$ events

$BR(B^0 \rightarrow D^{*+}\tau\nu) = (1.76 \pm 0.19 \pm 0.12) \%$

Summary of the various efficiencies

48

Category	$B^0 \rightarrow D^* 3\pi$	Signal		Rel. eff.		
		$\tau \rightarrow 3\pi$	$\tau \rightarrow 3\pi\pi^0$	$D^* 3\pi$	$\tau \rightarrow 3\pi$	$\tau \rightarrow 3\pi\pi^0$
Acceptance (%)	14.65	15.47	14.64			
After stripping	1.382	0.826	0.729			
After cleaning	0.561	0.308	0.238	40.6	37.3	32.6
After trigger requirements	0.484	0.200	0.143	86.3	65.1	59.9
After vertex selection	0.270	0.0796	0.0539	55.8	39.8	37.8
After Charged isolation	0.219	0.0613	0.0412	81.2	77.0	76.3
After DO sideband removal	0.207	0.0583	0.0393	94.5	95.3	95.5
After MW cut	-	0.0574	0.0390	-	98.4	99.1
After BDT cut	-	0.0541	0.0292	-	94.1	74.8
After PID cut	0.136	0.0392	0.0216	65.8	72.4	74.1
Overall efficiency (%)	19.97×10^{-3}	6.08×10^{-3}	3.23×10^{-3}			
Analysis efficiency (%)	9.86	4.76	2.95			

The sources of the different efficiencies between signal and normalization have been studied in great detail. The major contribution come from the softer D^* (slow pion) and 3π p and p_T spectrum for the signal induced by the presence of two extra neutrinos